

High altitude skiing course and Piz Palü

Ski touring on the glacier from A-Z

High altitude skiing course and Piz Palü

Ski touring on the glacier from A-Z

DAY 1

TRAINING ON THE PERS GLACIER

We meet at the valley station of the Diavolezza cable car. With the gondola we reach almost 3000 meters and here one of the most beautiful panoramas of the Alps opens up to us. Around the Diavolezza and on the Pers glacier we will learn everything important regarding ski mountaineering, i.e. ski touring with glacier: behavior on the glacier and in the rope team, rope technique (roping up, knots, etc.), crevasse rescue and route planning. Always in mind we have our goal of tomorrow, the 3900 m high Piz Palü. After the training day we strengthen ourselves in the Berghaus Diavolezza.

DAY 2

SKI TOUR ON THE PIZ PALÜ

In the morning we descend early on the Pers glacier, where we prepare for the ascent. We look calmly for the way through the Cambrena quarries with its impressive glacial crevasses. At 3730 m we deposit our skis and climb with crampons and ice axes the last meters up to the eastern summit of the Piz Palü. In good conditions, we also go further to the main summit with 3900 meters.

▲ 3900 m ⌚ 7 Stunden ↑ 1200 hm / 4 h ↓ 2000 hm / 3 h

High altitude skiing course and Piz Palü

Ski touring on the glacier from A-Z

Preise Gruppe




615 CHF	from 3 persons
815 CHF	for 2 Participants

(Mindestens 2 bis maximal 6 Teilnehmer)

Preise Privat

1470 CHF	1 Participant
1640 CHF	2 Participants
1835 CHF	3 Participants
2680 CHF	4 Participants
2925 CHF	5 Participants
3120 CHF	6 Participants


(Maximale Teilnehmerzahl pro Bergführer: 3)

 Inklusivleistungen	 Zusatzkosten	 Buchbare Zusatzleistungen
<ul style="list-style-type: none"> • Mountain Guide • Lift up to Diavolezza • overnight stay • Dinner and Breakfast • Tea for the day 	<ul style="list-style-type: none"> • Drinks during dinner 	<ul style="list-style-type: none"> • Diavolezza Additional Services

High altitude skiing course and Piz Palü




Ski touring on the glacier from A-Z




 **Saison**
April/May

 **Wochentage**
Tue-Mi / Sat-Sun

 **Dauer**
2 Tage

 **Schwierigkeit**
Intermediate

 Anforderungen	 Material	 Treffpunkt
Ski touring experience, hairpin turning step, sure-footedness and no fear of heights. Previous knowledge with crampons and ice axes	<ul style="list-style-type: none"> • Ski touring equipment • Climbing Harness • Crampons • Ice Axe 	9 am Diavolezza valley station

 Anreise	 Unterkunft / Komfort	 Good to know
<p>Parkplätze: Parking is available at the Diavolezza bottom station.</p> <p>Öv The Diavolezza Gondola is also easily accessible by public transport.</p>	Hotel operations	

High altitude skiing course and Piz Palü

Ski touring on the glacier from A-Z

