

Glacier hike Diavolezza Morteratsch

Explore the world of glaciers with us



Glacier hike Diavolezza Morteratsch

Explore the world of glaciers with us

DAY 1

DIAVOLEZZA - MORTERATSCH

From the Berghaus Diavolezza we hike to the lateral moraine of the Pers glacier. This is steep up to the glacier and we take our time to keep everyone together. Crossing the Pers Glacier, we pay full attention to Piz Palü, which shines beautifully to the south. Weiter über den Persgletscher laufen wir bis an dessen unteres Ende. Here the transition to the Morteratsch glacier is once again in scree. Once on it, we marvel at the view of the Labyrinth, the Buch (both wild parts of the Morteratsch glacier) and the mighty Piz Bernina. We follow the Morteratsch glacier up to its very end and reach the hiking trail via another moraine path, which leads us to the train station Morteratsch.

▲ 2973 m ⌚ 6 Stunden ▼ 1100 hm / 6 h 🦶 sure-footedness

Glacier hike Diavolezza Morteratsch

Explore the world of glaciers with us

Preise Gruppe

(Mindestens 10 bis maximal 20 Teilnehmer)

Preise Privat

680 CHF	1 - 2 Participants
700 CHF	
+ 50 CHF	+ each additional participant

(Maximale Teilnehmerzahl pro Bergführer: 10)

Inklusivleistungen

- Guided tour by mountain guide
- Little crampons if necessary

Zusatzkosten

- cable car ticket Diavolezza
- train from Morteratsch

Buchbare Zusatzleistungen

Glacier hike Diavolezza Morteratsch







Explore the world of glaciers with us

 **Saison**
June - October

 **Wochentage**
We/Fr/Sa/Su

 **Dauer**
1 Tag

 **Schwierigkeit**
Intermediate

 Anforderungen	 Material	 Treffpunkt
<p>Sure-footedness and fitness are important for a six-hour hike. Children from 8 years.</p>	<ul style="list-style-type: none"> • High mountain or hiking shoes with proper sole (Important: shoes over the ankle.) • long pants • Gore Tex jacket (water & wind proof) • sun glasses / sun screen • thin gloves • poles (not mandatory) • lunch 	<p>9 am Diavolezza top station</p>
 Anreise	 Unterkunft / Komfort	 Good to know
<p>Parkplätze: There is a free parking at the Diavolezza.</p> <p>ÖV The train station Diavolezza is situated just 2 minutes from the cable car.</p>		<p>At the end, Hotel Mortertasch has a restaurant so you can have a drink. In case of thunderstorms or very bad weather, the hike will not take place.</p>

Glacier hike Diavolezza Morteratsch

Explore the world of glaciers with us

