



Lawinen Safety Workshop Davos

Safety tips from our guide David Hefti at the start of the season.



Lawinen Safety Workshop Davos




Safety tips from our guide David Hefti at the start of the season.

Lawinen Safety Workshop Davos

Safety tips from our guide David Hefti at the start of the season.

Daten und Preise Gruppe

(Mindestens 4 bis maximal 20 Teilnehmer)

 Inklusivleistungen	 Zusatzkosten	 Buchbare Zusatzleistungen
<ul style="list-style-type: none">• Safety workshop with our guide David Hefti		

Lawinen Safety Workshop Davos

Safety tips from our guide David Hefti at the start of the season.



Saison

December-
January



Wochentage

s. dates









Dauer

0.5 Tag



Schwierigkeit

 Anforderungen	 Material	 Treffpunkt
<p>no requirements</p>		<p>7pm at Go Vertical Davos (Fullmoons Bergsport), Promenade 127 Davos Dorf</p>
 Anreise	 Unterkunft / Komfort	 Good to know
<p>Parkplätze: Individual parking spaces are located right next to the Fullmoons Bergsport store. Alternatives: Parsenn parking lot, Migros Symond parking garage.</p> <p>ÖV Davos is easily accessible by public transport The Fullmoons Bergsport/Go Vertical Davos can be reached on foot in around 10 minutes from Davos Dorf train station.</p>		<p>Further dates and private courses available on request.</p>



Lawinen Safety Workshop Davos

Safety tips from our guide David Hefti at the start of the season.