

# Glacier hike Palü

The circuit below the 1000 meter high Palü north face

# Glacier hike Palü

**The circuit below the 1000 meter high Palü north face**

## *DAY 1*

### **SO CLOSE TO PIZ PALÜ**

From the mountain house Diavolezza we hike to the side moraine of the Pers Glacier. This is steep up to the glacier and we take our time to keep everyone together. We hike over the Pers glacier in southern direction and make a big loop through the impressive glacier landscape below the spectacular Piz Palü. The way back leads us around the Piz Trovat.

▲ 2973 m   ⌚ 5 Stunden   ▲ 450 hm   ▼ 450 hm   🦶 sure-footedness

# Glacier hike Palü




**The circuit below the 1000 meter high Palü north face**

## Preise Gruppe

(Mindestens 6 bis maximal 12 Teilnehmer)

## Preise Privat

(Maximale Teilnehmerzahl pro Bergführer: 15)

 <b>Inklusivleistungen</b>	 <b>Zusatzkosten</b>	 <b>Buchbare Zusatzleistungen</b>
<ul style="list-style-type: none"><li>• Guided tour by mountain guide</li><li>• little crampons, harness</li></ul>	<ul style="list-style-type: none"><li>• cable car ticket Diavolezza</li><li>• Possible high hiking boots</li></ul>	

# Glacier hike Palü

**The circuit below the 1000 meter high Palü north face**

 **Saison**  
July - October

 **Wochentage**  
Daily

 **Dauer**  
1 Tag

 **Schwierigkeit**  
Intermediate

## Anforderungen

It is important to be sure-footed and fit for a five-hour hike. Children from 8 years welcome.

## Material

- High mountain or hiking shoes with proper sole (Important: shoes over the ankle.)
- long Pants
- Gore Tex jacket (water & wind proof)
- sun glasses / sun screen
- thin gloves
- Poles (1 pole recommended)
- lunch

 [komplette Materialliste](#)

## Treffpunkt

9.30am Diavolezza top station

## Anreise

### **Parkplätze:**

There is a free parking at the Diavolezza.

### **ÖV**

The train station Diavolezza is situated just 2 minutes from the cable car.

## Unterkunft / Komfort

## Good to know

# Glacier hike Palü

The circuit below the 1000 meter high Palü north face

