

Tinzenhorn Südostgrat

A lonely, sunny and imposing tour on the small Matterhorn in Graubünden

Tinzenhorn Südostgrat

A lonely, sunny and imposing tour on the small Matterhorn in Graubünden

DAY 1

TINZENHORN

We meet early in the morning, before the day begins, in Filisur. Together we drive up the alpine road towards Chamona d'Ela. We park the car 200 metres up from the hut and start our walk south.

The next destination is the pass digls Orgels, which we should reach after 1.5-2h. From the pass we see the imposing 500-metre-high south face of the Tinzenhorn. After a traverse over a scree field we reach the entrance. We rope up and climb through the wall to the south-east ridge. The route continues upwards in steep but good-grip climbing, typical of the dolomite rock found there. Shortly before the end of the tour, we traverse into the wall again, where the key passage awaits us. A short 5b climb, which can be secured very well. A short time later we reach the summit of the Tinzenhorn.

A short break on the summit and we descend northwards via the normal route. At the beginning some climbing sections, later over scree slopes onto the hiking trail and back to the car.

▲ 3173 m ⌚ 10 Stunden ↑ 1200 hm / 7 h ↓ 1200 hm / 3 h 🧢 approx. 19 pitches

Tinzenhorn Südostgrat

A lonely, sunny and imposing tour on the small Matterhorn in Graubünden

Preise Gruppe

(Mindestens 1 bis maximal 2 Teilnehmer)

Preise Privat

850 CHF

1 Participant

950 CHF

2 Participants

(Maximale Teilnehmerzahl pro Bergführer: 2)



Inklusivleistungen

- Mountain Guide
- Transport from Filisur



Zusatzkosten

- Possible equipment






Buchbare Zusatzleistungen

Tinzenhorn Südostgrat

A lonely, sunny and imposing tour on the small Matterhorn in Graubünden

	Saison July - September		Wochentage only private		Dauer 1 Tag		Schwierigkeit Intermediate
-----------------------------------------------------------------------------------	--------------------------------------	-----------------------------------------------------------------------------------	-----------------------------------	-----------------------------------------------------------------------------------	-----------------------	-------------------------------------------------------------------------------------	--------------------------------------

 Anforderungen	 Material	 Treffpunkt
Climbing in the belay up to 5b and endurance for a long day of climbing.	<ul style="list-style-type: none"> • Climbing Shoes • climbing helmet • Climbing Harness • Lightweight mountain boots 	Approx. 4 a.m. in Filisur (by arrangement)

 Anreise	 Unterkunft / Komfort	 Good to know
<p>Parkplätze: In Filisur there are some parking spaces after the bridge in Filisur Frevgias.</p> <p>Öv Filisur is easily accessible by public transport. We recommend that you arrive the evening before as there are no early connections.</p>		The Tinzenhorn can also be climbed via the normal route .

Tinzenhorn Südostgrat

A lonely, sunny and imposing tour on the small Matterhorn in Graubünden

