



# Summit hike Schiahorn Davos

With an astonishing view of the Davoser countryside



# Summit hike Schiahorn Davos

**With an astonishing view of the Davoser countryside**

## *PROGRAM*

### **GROSS SCHIAHORN**

To start we'll use the ski-lift and will reach Nu at 2300m Our walk commences at the Parsennbahn middle-station alpine-trail. Over the Panoramatrail we go round Schiahorn and enjoy the view into the valley untill we reach the Strelapass. From there on our focus will be on the road, going uphill to the steep peak of Gross Schiahorn Once we get to the top we'll be able to enjoy the view on the Davoser countryside Down on the slope we'll be a lot quicker getting back to the Strelapass. Here we'll be able to get some refreshments in the Strelapass Restaurant before we take the final descent. Over the Schatzalp our road takes us down to Davos.

▲ 2709 m    ↑ 500 hm    ↓ 1150 hm

# Summit hike Schiahorn Davos

**With an astonishing view of the Davoser countryside**

## Preise Gruppe

**120** CHF

per participant

(Mindestens 4 bis maximal 8 Teilnehmer)

## Preise Privat

**550** CHF

1-2 persons

**600** CHF

Each additional participant

**660** CHF

**700** CHF

**750** CHF

**805** CHF

**880** CHF

(Maximale Teilnehmerzahl pro Bergführer: 8)



### Inklusivleistungen

- Summit Gross Schiahorn
- 4 hour hike with a hiking-guide



### Zusatzkosten

- Lift-ticket Parsenn (Davos-Mittelstation, oneway): 17 CHF




### Buchbare Zusatzleistungen

# Summit hike Schiahorn Davos







**With an astonishing view of the Davoser countryside**

 **Saison**  
July - August

 **Wochentage**  
Wednesday

 **Dauer**  
1 Tag

 **Schwierigkeit**  
Easy

 <b>Anforderungen</b>	 <b>Material</b>	 <b>Treffpunkt</b>
<p>Fitness for a 4 hour walk sure-footedness</p>	<ul style="list-style-type: none"> <li>• Hiking boots</li> <li>• Sun- and weather protection.</li> <li>• Drinks and a snack</li> </ul>	<p>9.00 am, valley-station Parsennbahn, Davos Dorf</p>
 <b>Anreise</b>	 <b>Unterkunft / Komfort</b>	 <b>Good to know</b>
<p><b>Parkplätze:</b> Parsennbahn-parking</p> <p><b>ÖV</b> Davos Dorf is easily accessible by train, from the station it is a 5 minute walk to the Parsennbahn.</p>		<p>In case of very bad weather (thunderstorms or snow) we can't go on the walk. Participants will be notified the day before the tour before 16.00</p>

# Summit hike Schiahorn Davos

**With an astonishing view of the Davoser countryside**

