



# **Skitour Silvretta Haute Route**

**Ski crossing of the Silvretta with Piz Buin.**

# Skitour Silvretta Haute Route

## Ski crossing of the Silvretta with Piz Buin.

### DAY 1

#### VAL TUOI - CHAMANNA TUOI

We meet in the picturesque mountain village of Guarda. One of the finest Engadine houses inspired Alois Carigiet to draw Schellenurslis' house.

However, we soon leave the beautiful village and climb through the Val Tuoi to Chamanna Tuoi. In the afternoon we have enough time for a short avalanche training.

▲ 2337 m ⌚ 3 Stunden ↑ 600 hm

### DAY 2

#### DREILÄNDERSPITZE OR HINTERE JAMSPITZE

To get from the Chamanna Tuoi to the Wiesbadener hut we have different possibilities. All are rewarding. We decide according to weather and conditions and select the best option.

One possibility is the ski tour to the Dreiländerspitze, which we reach via Fuorcla Vermunt. The last part of the tour is on foot, before we ski over the Vermuntgletscher to the Wiesbadener hut.

Another beautiful summit destination in the Silvretta is the Hintere Jamspitze. The ascent also begins just behind the Tuoi hut. The summit is easy to reach on skis. The following descent over the Jamtalferner is great. Now an ascent of one hour is waiting for us. Once the Ochscharte has been reached, we are all thrilled about another five hundred metres of descent to the Wiesbadener hut.

▲ 3041 m ⌚ 6 Stunden ↑ 1200 hm / 4 h

### DAY 3

#### PIZ BUIN

The summit highlight is on the third day of our ski crossing of the Silvretta. The Piz Buin (3312m) was first climbed on the same day as the Matterhorn, 14 July 1865.

The ascent leads us first over the Ochsentaler glacier (Buin is Romanisch and means ox) up to the Fuorcla Buin. On foot with crampons and in very easy climbing we reach the impressive summit. The descent leads

us over the Silvretta glacier to the Silvretta hut.

If conditions do not allow you to climb the Piz Buins, there are plenty of other equally rewarding summit destinations in the Silvretta. For example the Silvrettahorn.

▲ 3312 m ⌚ 7 Stunden ↑ 1000 hm / 4 h

#### DAY 4

### GLETSCHERCHAMM - VERSTANCLATAL




From the Silvretta hut we ascend again. From the glacier ridge (3173m) we then enjoy a beautiful and long descent through the Verstanclatal to Alp Sardasca. We have to push a bit from here and finally head for Alp Novai in good snow conditions. A taxi brings us to the station Klosters Dorf.

▲ 3173 m ⌚ 5 Stunden ↑ 800 hm / 3 h ↓ 1800 hm / 2 h




# Skitour Silvretta Haute Route

**Ski crossing of the Silvretta with Piz Buin.**

## Daten und Preise Gruppe

von 17.03.2025 bis 20.03.2025	<b>1290</b> CHF		Bergführer <b>Team-Bergführer</b> Anmeldeschluss 10.03.2025
von 24.03.2025 bis 27.03.2025	<b>1290</b> CHF		Bergführer <b>Sonja Oberli</b> Anmeldeschluss 17.03.2025
von 31.03.2025 bis 03.04.2025	<b>1290</b> CHF		Bergführer <b>Sonja Oberli</b> Anmeldeschluss 24.03.2025

(Mindestens 4 bis maximal 5 Teilnehmer)

 <b>Inklusivleistungen</b>	 <b>Zusatzkosten</b>	 <b>Buchbare Zusatzleistungen</b>
<ul style="list-style-type: none"><li>• Overnight stay</li><li>• Dinner and breakfast</li><li>• Tea for the day</li><li>• Harness</li></ul>	<ul style="list-style-type: none"><li>• Taxi on last day (approx. 10 CHF / person)</li><li>• Drinks during dinner</li></ul>	

# Skitour Silvretta Haute Route

**Ski crossing of the Silvretta with Piz Buin.**



**Saison**  
April



**Wochentage**  
See Dates



**Dauer**  
4 Tage



**Schwierigkeit**  
mittel



## Anforderungen

Physically fit for ski tours up to 1200 vertical meters ascent. Ski touring experience and good powder technique required. The Silvretta Haute Route is possible with splitboard, when you have good touring experience. This tour is not recommended for snowboarders with snowshoes.



## Material

- Touring skis with skins.
- Avalanche beacon, shovel, probe
- Light weight Ice Axe
- Light weight crampons



## Treffpunkt

We meet in Guarda (stop Guarda Cumün)



## Anreise

**Parkplätze:**  
We recommend that you travel by public transport. If you still want to travel by car, park in Klosters and take the train to Guarda Cumün.



## Unterkunft / Komfort

Simple SAC/DAV Hut. Overnight stay in dorms (take your sleep sack with you).



## Good to know

Packed lunches can also be purchased at the mountain lodges. So you don't have to carry all the provisions for all four days.

# Skitour Silvretta Haute Route

**Ski crossing of the Silvretta with Piz Buin.**

